


## 8kW Power Meter HM8115-2



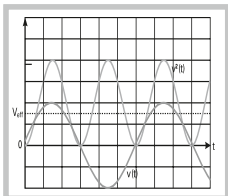
HM8115-2



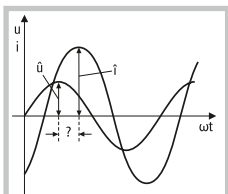
HZ815 Power Adapter



RMS Value



Active Power



- ✓ Wide Measurement Range 1mW...8kW
- ✓ Voltage Range 100mV...500V, Current Range 1mA...16A
- ✓ Frequency Range DC...1kHz
- ✓ Simultaneous Display of Voltage, Current and Power
- ✓ Display of apparent, active and reactive Power
- ✓ Power Factor Display
- ✓ Autoranging for simple Operation
- ✓ Monitor Output (BNC) representing the instantaneous Power
- ✓ Suitable for Measurements on Frequency Converters
- ✓ Software for Remote Control and Data Acquisition included
- ✓ Galvanically isolated USB/RS-232 Dual-Interface, optional IEEE-488 (GPIB)

## 8 kW Power Meter HM8115-2

All data valid at 23 °C after 30 minutes warm-up.

Voltage	True RMS voltage measurement (AC + DC)		
Ranges:	50V	150V	500V
Resolution:	0.1V	1V	1V
Accuracy:	20 Hz...1 kHz:	±(0.4% + 5 digit)	
	DC:	±(0.6% + 5 digit)	
Input impedance:	1 MΩ    100 pF		
Crest factor:	max. 3.5 at full scale		
Input protection:	max. 500V <sub>p</sub>		

Current	True RMS current measurement (AC + DC)		
Ranges:	160 mA	1.6 A	16 A
Resolution:	1 mA	1 mA	10 mA
Accuracy:	20 Hz...1 kHz:	±(0.4% + 5 digit)	
	DC:	±(0.6% + 5 digit)	
Crest factor:	max. 4 at full scale		
Input protection:	fuse, FF 16A 6.3 x 32mm (superfast)		

Active power measurement	
The measurement range is the product of the selected voltage respective current ranges.	
Ranges:	8W 24W 80W 240W 800W 2,400W 8,000W
Resolution:	1 mW 10 mW 100 mW 100 mW 1W 1W
Accuracy:	20 Hz...1 kHz: ±(0.8% + 10 digit)
	DC: ±(0.8% + 10 digit)
Display:	4-digit, 7-segment LED

Reactive power measurement	
Ranges:	8 var 24 var 80 var 240/800 var 2,400/8,000 var
Resolution:	10 mvar 100 mvar 100 mvar 1 var 1 var
Accuracy:	20...400 Hz: ±(2.5% + 10 digit + 0.02 x P)
	P = active power
Display:	4-digit, 7-segment LED

Apparent power measurement	
Ranges:	8 VA 24 VA 80 VA 240/800 VA 2,400/8,000 VA
Resolution:	1 mVA 10 mVA 10 mVA 100 mVA 1 VA
Accuracy:	20 Hz...1 kHz: ±(0.8% + 5 digit)
Display:	4-digit, 7-segment LED

Power factor measurement	
Display:	0.00...+1.00
Accuracy:	50...60 Hz: ±(2% + 3 digit) (sine wave) voltage and current >1/10 of full scale

Monitor output (analog)	
Connection:	BNC connector (galvanic isolation to test circuit and RS-232 interface)
Reference potential:	protective earth
Level:	1 V <sub>ac</sub> at full scale (2,400/8,000 digit)
Accuracy:	typ. 5%
Output impedance:	approx. 10 kΩ
Bandwidth:	DC...1 kHz
Protected up to:	±30V

Functions and displays	
Measurement functions:	voltage, current, power, power factor
Range selection:	automatic/manual
Overrange alarm:	visual and acoustic
Display resolution:	
Voltage	3-digit, 7-segment LED
Current	4-digit, 7-segment LED
Power	4-digit, 7-segment LED
Power factor	3-digit, 7-segment LED

Interface	
Interface:	Dual-Interface USB/RS-232 (H0820), IEEE-488 (GPIB) (optional)
Connection RS-232:	D-sub connector (galvanic isolation to test circuit and monitor output)
Protocol:	Xon/Xoff
Data rate:	9,600 Baud
Functions:	control/data fetch

Miscellaneous	
Safety Class:	Safety Class I (EN 61010-1)
Power supply:	115/230V ±10%, 50...60 Hz, CAT II
Power consumption:	approx. 15W at 50 Hz
Operating temperature:	+5...+40 °C
Storage temperature:	-20...+70 °C
Rel. humidity:	5...80% (non condensing)
Dimensions (W x H x D):	285 x 75 x 365 mm
Weight:	approx. 4 kg

<b>Accessories supplied:</b> Line cord, Operating manual, CD, Software	
<b>Recommended accessories:</b>	
H0880	Interface IEEE-488 (GPIB), galvanically isolated
HZ10S	5 x silicone test lead (measurement connection in black)
HZ10R	5 x silicone test lead (measurement connection in red)
HZ10B	5 x silicone test lead (measurement connection in blue)
HZ13	Interface cable (USB) 1.8 m
HZ14	Interface cable (serial) 1:1
HZ33	Test cable 50 Ω, BNC/BNC, 0.5 m
HZ34	Test cable 50 Ω, BNC/BNC, 1.0 m
HZ42	19" Rackmount kit 2RU
HZ72	GPIB-Cable 2 m
HZ815	Socket adapter

Available from



**CALTEST**  
Instruments Ltd  
Specialists in power  
and instrumentation

## Power sources and test instrumentation solutions

Caltest have been providing power sources and test instrumentation solutions for over 20 years and are proud to represent a number of industry leading manufacturers.

As well as supplying world class power sources and test instrumentation Caltest also has a service centre and UKAS calibration laboratory.

## NEED HELP?

CALL US:

**01483 302 700**

**or visit our website for more details**

Caltest Instruments Ltd  
4 Riverside Business Centre  
Walnut Tree Close  
Guildford  
Surrey GU1 4UG  
United Kingdom

Tel: +44 (0) 1483 302 700

Fax: +44 (0) 1483 300 562

**[sales@caltest.co.uk](mailto:sales@caltest.co.uk)**

**[www.caltest.co.uk](http://www.caltest.co.uk)**

Sales • Rentals • Service • UKAS Calibration

