

1,500VA  
15-1,200 Hz

1Ø → 0-132V<sub>L-N</sub>



### Standard Features:

- Single phase output from front panel or bus command.
- 15 to 1,200 Hz. Operation – 5,000 Hz small signal bandwidth.
- Precision Voltage Programming – 0.05% with Continuous Self-Calibration (CSC) engaged.
- True-RMS metering of volts, amps, and power.
- GPIB (IEEE-488.2) or RS-232 Interface.
- Waveform Library – Arbitrary Waveform Generator.
- 99 stored programs with associated transients for static and dynamic test applications.
- UPC Studio Software Suite.
- UPC Interactive LabVIEW™ Libraries.

### Available Options:

- T versions include internal transformers for higher voltage ranges
- Rack enclosures with caster base
- Programmable Output Impedance
- Harmonic Analysis and Waveform Synthesis
- Peak Inrush Capture and Waveform Analysis
- UPC Test Manager Software Application

### UPC Manager Software Suite *Master the Power of the Wave!*

UPC Manager Software gives you the tools necessary to quickly and easily operate your AC Power Source. With our graphical interface control all areas of your AC Power Source testing with simple presets, user prompts, test sequences, test plans and custom reports.



### Model 115ASX

As a member of Pacific's ASX-Series family of high performance AC Power Sources, the 115ASX offers the low acoustic noise, ease of installation, and maximum power density found in all of Pacific's high frequency, pulse width modulated AC Power Sources. Control and operational features provide a high degree of versatility and ease for applications ranging from simple, manually controlled frequency conversion to harmonic testing and sophisticated bus programmable transient simulation.

#### AC TEST POWER

The 115ASX is equipped with a powerful micro-controller with the ability to operate as a fully integrated test system. It supplies a variety of power conditions and transients to the device under test while metering and analyzing all output performance parameters.

#### FREQUENCY/VOLTAGE CONVERSION

The 115ASX is an excellent source of stable AC Voltage over the frequency range of 15 to 1,200 Hz. The output frequency is quartz-crystal stabilized. Output voltages up to 132VL-L are available on the 115ASX model and up to 330VL-L on the 115ASXT model.

#### UPC SERIES CONTROLLER

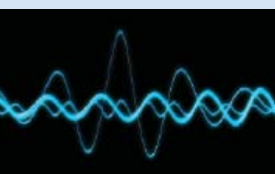
Three controller models are available offering both manual and programmable control. All controllers provide manual operation from the front panel. Programmable Controllers may be operated from the front panel or from a remote interface via RS 232 or GPIB.

### The Leader in AC Power Technology

An early pioneer in the development solid-state power conversion equipment, Pacific Power Source continues to develop, manufacture, and market both linear and high-performance PWM AC Power Sources. Pacific's reputation as a market and technology leader is best demonstrated by its continuing investments in both research and development and world-wide customer support. With corporate owned offices in the United States, France, the United Kingdom, and China, local personalized support is always available.



THE POWER OF EXPERTISE



FREQUENCY CONVERSION



AEROSPACE



R & D



MILITARY



MANUFACTURING



CUSTOM

## Output Ratings

### 115ASX

Rated Power (VA) <sup>1</sup>	Coupling Mode	Form	Output Voltage <sup>2</sup> $V_{rms}^{Max}$ (L-N/L-L)	Current <sup>3</sup> (A <sub>rms</sub> )	Frequency Range	Input Power	Unit Height In/mm/U	Unit Weight (Lbs/Kg)
1500	Direct	1Ø	132	16	15-1200	1Ø	5.25/133/3U	70/32

### 115 ASXT

Rated Power (VA) <sup>1</sup>	Coupling Mode	Form	Output Voltage <sup>2</sup> $V_{rms}^{Max}$ (L-N/L-L)	Current <sup>3</sup> (A <sub>rms</sub> )	Frequency Range	Input Power	Unit Height In/mm/U	Unit Weight (Lbs/Kg)
1500	Direct	1Ø	132	16	15-1200	1Ø	5.25/133/3U	95/43
	Transformer 1.5:1	1Ø	198	10.7	45-1200			
	Transformer 2.0:1	1Ø	264	8	45-1200			
	Transformer 2.5:1	1Ø	330	6.4	45-1200			

#### NOTES:

1. Rated output power is based on a combination of nominal output voltage, rated current and load power factor. Values stated represent the maximum capabilities of a given model. Consult factory for assistance in determining specific unit capabilities as they might apply to your application.

2. Vmax is output voltage with nominal input and full rated load applied.

3. Available current will vary with output voltage and power factor.

## ASX Power Source Specifications (PF = 1.0, $V_{out} > 25\%$ F.S.)

Output Frequency	Line Regulation	Load Regulation (Direct coupled)	Output Distortion	Ripple and Noise	Response Time
Full Power 15-1,200Hz Direct Coupled 45-1,200 Hz Transformer Coupled	0.1% max for a ±10% line change	0.25% 15 to 400 Hz, 0.50% 400 to 1,200 Hz. 2 to 5% depending on ratio Improves to <0.1% with external sense and CSC enabled .	0.25% THD <sub>AVG</sub> 15 to 200 Hz 1.25% THD <sub>AVG</sub> 200 to 1,200 Hz	-66dB	60 msec typ. 10-90% load step

## Input Power Requirements (47-63 Hz)

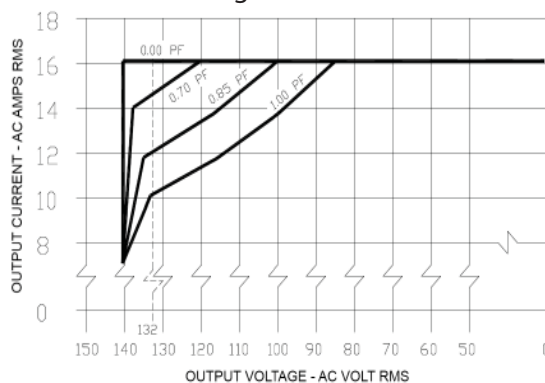
Input Voltage	100VAC ±10%	110VAC ±10%	120VAC ±10%	200VAC ±10%	208VAC ±10%	220VAC ±10%	230VAC ±10%	240VAC ±10%
Input Current	22 <sub>rms</sub>	20 <sub>rms</sub>	18 <sub>rms</sub>	11 <sub>ms</sub>	10 <sub>rms</sub>	10 <sub>ms</sub>	9 <sub>rms</sub>	9 <sub>rms</sub>
Recommended Unit Service	25A	25A	25A	15A	15A	15A	15A	15A

\* Power Source equipped with soft start feature. In-rush current at application of input power will not exceed recommended input service.

## Power Factor Rating Curves

Rated Continuous load current as a function of Power Factor and Output Voltage-Nominal Input Line

### Single Phase Mode



### OUTPUT VOLTAGE-AC VOLTS RMS


Short term overloads to 20A are permitted. Operating time before thermal shutdown or circuit breaker trip varies from seconds to several minutes depending upon line and temperature conditions.

## Total Control, Metering, and Analysis of AC Power - Simple, Intuitive Operation

The **UPC Controller** is a highly versatile one, two, or three phase oscillator/signal generator designed to control any of Pacific's AC Power Sources. Three controller models, UPC-1M, UPC-1, or UPC-12 are offered for use with the 115ASX.

Using the front panel keyboard and display, all controller models provide for selection of power source output mode, coupling, voltage, and frequency. Selecting the correct UPC controller for a given application varies with your test requirement, desired features, and price.

Both the **UPC-1** and **UPC-12** Controllers are available with either RS-232 or GPIB remote interface. Commands are structured in accordance with SCPI (Standard Commands for Programmable Instruments).



### Controller Models

Features	UPC-1M	UPC-1	UPC-12
Output Modes	1Ø	1Ø	1Ø
Waveform Library	Sine	Sine + 21 Editable	Sine + 15 Editable
Transient Functions	NO	YES, 50 Steps	YES, 99 Steps
Program Library	NO	99 Programs	99 Programs
Programmable Current Limit	YES	YES	YES
Programmable Current Protect	YES	YES	YES
Programmable Phase Angle	NO	YES, 0 to 359°	YES, 0 to 359°
CSC (Continuous Self-Calibration)	YES	YES	YES
Remote Interface	Std: NONE Opt: NONE	RS-232 GPIB	GPIB RS-232
Waveform Synthesis/Analysis	NO	OPTIONAL	OPTIONAL
Prog. Output Impedance	NO	OPTIONAL	OPTIONAL
Inrush Peak Detect	NO	OPTIONAL	NO
DRM Link-Synchronization	NO	NO	OPTIONAL
Line Synchronization	NO	NO	OPTIONAL

### External Inputs/Outputs

Analog Auxiliary Input	Each phase is algebraically summed with UPC waveform and amplified 25X to the direct coupled output. $\pm 10\text{Vpk}$ (20Vpk-pk). One input per phase. $Z_{in} = 600\ \Omega$
AM-Amplitude Modulation	$\pm 10\text{Vdc}$ (20Vpk-pk) modulates the output voltage $\pm 100\%$ . One input per phase. $Z_{in} = 600\ \Omega$
Sync Outputs Zero Crossing	Positive Zero Crossing (0°) of Phase A analog output
Transient Trigger	Pulse at the start of a transient event. (UPC-12 only)
Transient Pedestal	TTL True when a transient is in progress
Output Clock	UPC-1, TTL level pulse rate varies with output frequency UPC-12, TTL level 1024 x output frequency

### Waveform Control

Waveform Synthesis (/HAS Option)	Creates waveform by entering magnitude as % of fundamental and specified phase angle for 2nd through the 51st harmonic
Waveform Analysis (/HAS Option)	Reports waveform harmonic content and phase angle relative to the fundamental for the 2nd through the 51st harmonic as Total, Odd, and Even harmonic distortion

### Output Control Specifications


	UPC-1M/UPC-1	UPC-12
Frequency	Range 15-1,200Hz	20-5,000Hz <sup>(1)</sup>
	Resolution 4 Significant Digits	
	Accuracy $\pm 0.01\%$ of full scale	
Voltage	Range (l-n) 0 - 150/375	
	Resolution 0.1V/ 0.5V	
	Accuracy 0.5% of full scale (CSC Disabled) $\pm 0.05\%$ referenced to Internal Meter (CSC Enabled)	
Phase Angle	Range 0 - 359°	
	Resolution $\pm 1^\circ$	
	Accuracy 15.00 - 150Hz, $\pm 0.5^\circ$ 15.00 - 300 Hz, $\pm 1^\circ$ 15.00 - 600 Hz, $\pm 2^\circ$ 15.00 - 1,200Hz, $\pm 3^\circ$	$\pm 0.5^\circ$
Current Limit	Range 1Ø = 0 - 300 Apk	3Ø = 0 - 100 Apk
	Resolution 0.05% F.S.	
	Accuracy $\pm 3\%$ F.S.	$\pm 1\%$ F.S.

(1) Full power output limited to 1,200 Hz in ASX models

### Output Metering

	UPC-1M/UPC-1	UPC-12
Voltmeter	Range 0-354 VL-N, 708VL-L	
True $V_{rms}$ each phase	Resolution 0.1 Vrms front panel, 0.001 Vrms via remote interface	
	Accuracy $\pm 0.2\%$ F.S. plus Cal ref.	50-500Hz, $\pm 0.25\%$ or rdg. $\pm 0.1\%$ F.S. 20-5,000 Hz, $\pm 0.5\%$ F.S.
Ammeter	Range 1Ø = 120 Apk, 2Ø = 60Apk	
True $A_{rms}$ and Apk each phase	Resolution 0.01 Arms or peak front panel, 0.001 Arms via remote interface	
	Accuracy $\pm 0.2\%$ F.S. plus Cal ref.	$\pm 0.25\%$ of rdg. 50-500Hz, $\pm 0.1\%$ F.S. 20-5,000 Hz, $\pm 0.5\%$ F.S.
Power Meter	Range 42,480 (W or VA)	
True Watts and Volt-Amps each phase	Resolution 1.0 Watt or VA to front panel, 0.001 W or VA via remote interface	
	Accuracy $\pm 1\%$ full range	$\pm 0.25\%$ of rdg. plus 50-500Hz, $\pm 0.1\%$ F.S. 20-5,000 Hz, $\pm 0.5\%$ F.S.
Power Factor	Resolution Calculated and displayed to three digits following the decimal point.	
Ratio: $kW_{mtr}/kVA_{mtr}$	Accuracy $\pm 1\%$ full range	
Crest Factor	Resolution Calculated and displayed to three digits following the decimal point.	
Ratio: Apk/Arms	Accuracy $\pm 1\%$ full range	
Freq. Display	Range 15.00 - 1,200 Hz	20.00-5,000Hz
	Resolution 10.00-99.99 Hz, 0.01 Hz 100.0-999.9 Hz, 0.1 Hz 1,000-5,000 Hz, 1 Hz	
	Accuracy $\pm 0.01\%$ full range	

## 115ASXT-UPC1 Power Source.



### General/Environmental

Temperature:	Operating: 0° to 55° C Storage: -10° to 70° C
Humidity:	0 - 95%, Non-condensing
Cooling:	Side forced air intake (120 CFM) with rear exhaust.
Altitude:	Operating: 6,500 Ft (1,981m) Storage: 40,000 Ft (12,192 m)
Heat Dissipation:	750kBTU/ hr (Full kW Load)
Audible Noise:	65 dba Max @ 1 Meter
Agency Approvals:	Safety UL 61010 -1 EN 61010 -1 EMC EN 61326 -1

### Protection and Safety

Hardware	Over-current, short circuit, over- temperature
Programmable Current Limit	A single RMS programmed, average responding, value provided for all phases. Limits current by reducing output voltage.
Programmable Current Protect	Allows the power source to operate in "constant voltage" mode, interrupting output when specified current protect limit is exceeded.

### Mechanical Specifications

Height	115ASX: 5U (5.25", 133mm)
Depth	115ASX: 23" (584 mm)
Weight	115ASX - 70 lbs (32kg) 115ASXT 95 lbs (43kg)
Mounting	Standard 19" rack (483mm). Cabinet options available.

### Hardware Options

/M7073	Safety Interlock Normally Open Contacts
/M99413	Safety Interlock Normally Closed Contacts
/P000828	15U rack enclosure, heavy duty vertical cabinet with casters and rear screen. Ordered as separate line item.
/MXXXXX	Other factory specified modification

### Software/Firmware Options

/S	RS-232 Interface, 38.4 Kbps (std UPC-1)
/G	GPIB Interface, IEEE-488.2, (std UPC-12)
/Prog-z	Programmable Output Impedance
/HAS	Harmonic Analysis and Synthesis
/IR	In-Rush Meter. Capture and view peak in-rush current values via front panel or remote interface (UPC-3 only).
Test MGR	UPC Test Manager License: Create, edit, and execute Test sequences and reports. Ordered as separate line item.
Test SEQ	Avionics test sequences; DO-160, ABD-0100, ABD-0100 (A350), Ordered as separate line item, Requires 'Test' Manager License.

### Ordering Information

Model	Controller	Options	T-Ratio (115ASXT Only)	Input Voltage ( $V_{IN}$ )
<input type="checkbox"/> 115ASX	<input type="checkbox"/> UPC1M	See List Above	<input type="checkbox"/> Ratio 1.5:1	<input type="checkbox"/> 100 VAC $\pm 10\%$ , 47-63Hz
<input type="checkbox"/> 115ASXT	<input type="checkbox"/> UPC1		<input type="checkbox"/> Ratio 2.0:1	<input type="checkbox"/> 110 VAC $\pm 10\%$ , 47-63Hz
	<input type="checkbox"/> UPC12		<input type="checkbox"/> Ratio 2.5: 1	<input type="checkbox"/> 120 VAC $\pm 10\%$ , 47-63Hz
				<input type="checkbox"/> 200 VAC $\pm 10\%$ , 47-63Hz
				<input type="checkbox"/> 208 VAC $\pm 10\%$ , 47-63Hz
				<input type="checkbox"/> 220 VAC $\pm 10\%$ , 47-63Hz
				<input type="checkbox"/> 230 VAC $\pm 10\%$ , 47-63Hz
				<input type="checkbox"/> 240 VAC $\pm 10\%$ , 47-63Hz

### Available Models

#### With Manual Controller

115ASX-UPC1M  
115ASXT-UPC1M

#### With Programmable Controller

115ASX-UPC1      115ASX-UPC12  
115ASXT-UPC1    115ASXT-UPC12

### Order Example

115ASXT-UPC1/G, T= 2.0:1,  $V_{IN}$ : 120VAC

- 1500VA, 1-Phase, AC Power Source with optional transformer assembly and UPC-1 programmable controller.
- Optional GPIB Interface
- 2.0:1 Transformer Ratio
- 120VAC, 1 Phase Input Voltage

### Typical Delivery Items

- AC Power Source
- English Manuals (AC Source and Controller)
- UPC Studio Software - (Download)
- UPC Interactive LabVIEW™ Libraries (Download)
- Compliance Certificate with Test data
- CE Conformity Document (CE Models)



17692 Fitch, Irvine, CA 92614 USA

Phone: +1 949.251.1800

Fax: +1 949.756.0756

Toll Free: 800.854.2433

E-mail: sales@pacificpower.com

www.pacificpower.com

**Available from**



**CALTEST  
Instruments Ltd**

Specialists in power  
and instrumentation

## **Power sources and test instrumentation solutions**

Caltest have been providing power sources and test instrumentation solutions for over 20 years and are proud to represent a number of industry leading manufacturers.

As well as supplying world class power sources and test instrumentation Caltest also has a service centre and UKAS calibration laboratory.

## **NEED HELP?**

**CALL US:**

**01483 302 700**

**or visit our website for  
more details**

Caltest Instruments Ltd  
4 Riverside Business Centre  
Walnut Tree Close  
Guildford  
Surrey GU1 4UG  
United Kingdom

Tel: +44 (0) 1483 302 700

Fax: +44 (0) 1483 300 562

**[sales@caltest.co.uk](mailto:sales@caltest.co.uk)**

**[www.caltest.co.uk](http://www.caltest.co.uk)**

**Sales • Rentals • Service • UKAS Calibration**

