

1,500VA
15-1,200 Hz

1Ø → 0-132V_{L-N}
2Ø → 0-264V_{L₁-L₂}
3Ø → 0-132/228V_{L-L}

Standard Features:

- 1 phase / 3 phase Selectable Output from front panel or bus command
- 15 to 1,200 Hz. Operation – 5,000 Hz small signal bandwidth
- Precision Voltage Programming – 0.05% with Continuous Self-Calibration (CSC) engaged
- True-RMS metering of volts, amps, and power
- GPIB (IEEE-488.2) or RS-232 Interface
- Waveform Library – Arbitrary Waveform Generator
- 99 stored programs with associated transients for static and dynamic test applications
- UPC Studio Software Suite
- UPC Interactive LabVIEW™ Libraries

Available options:

- M99211- 3Ø, 0-312/540V_{L-L} external transformer assembly
- Rack enclosures with caster base
- Programmable Output Impedance
- Harmonic Analysis and Waveform Synthesis
- Peak Inrush Capture and Waveform Analysis
- UPC Test Manager Software Application

UPC Manager Software Suite

Master the Power of the Wave!

UPC Manager Software gives you the tools necessary to quickly and easily operate your AC Power Source. With our graphical interface control all areas of your AC Power Source testing with simple presets, user prompts, test sequences, test plans and custom reports.



Model 315-ASX

As a member of Pacific's ASX-Series family of high performance AC Power Sources, the 315ASX offers the low acoustic noise, ease of installation, and maximum power density found in all of Pacific's high frequency, pulse width modulated AC Power Sources. Control and operational features provide a high degree of versatility and ease for applications ranging from simple, manually controlled frequency conversion to harmonic testing and sophisticated bus programmable transient simulation.

AC TEST POWER

The 315-ASX is equipped with a powerful micro-controller with the ability to operate as a fully integrated test system. It supplies a variety of power conditions and transients to the device under test while metering and analyzing all output performance parameters.

FREQUENCY/VOLTAGE CONVERSION

The 315-ASX is an excellent source of stable AC Voltage over the frequency range of 15 to 1,200 Hz. The output frequency is quartz-crystal stabilized. Output voltages up to 300V are available.

PHASE CONVERSION

With the ability to provide single, two, and three-phase outputs, the 315ASX is an ideal choice to convert three-phase line voltage into precisely controlled split (two-phase) or single-phase output power.

UPC SERIES CONTROLLER

Three controller models are available offering both manual and programmable control. All controllers provide manual operation from the front panel. Programmable Controllers may be operated from the front panel or from a remote interface via RS 232 or GPIB.

The Leader in AC Power Technology

An early pioneer in the development solid-state power conversion equipment, Pacific Power Source continues to develop, manufacture, and market both linear and high-performance PWM AC Power Sources. Pacific's reputation as a market and technology leader is best demonstrated by its continuing investments in both research and development and world-wide customer support. With corporate owned offices in the United States, Germany, the United Kingdom, and China, local personalized support is always available.



THE POWER OF EXPERTISE



FREQUENCY CONVERSION



AEROSPACE



R & D



MILITARY



MANUFACTURING



CUSTOM

Output Ratings

315ASX

Rated Power (VA) ¹	Coupling Mode	Form ²	Output Voltage ³ V_{rms}^{Max} (L-N/L-L)	Current ⁴ (A_{rms})	Frequency Range	Input Power	Unit Height In/mm/U	Unit Weight (Lbs/Kg)
1500	Direct	1Ø/2Ø 3Ø	132/264 132/228	12/6 4/Ø	15-1200 15-1200	1Ø 47-63Hz	5.25/133/3U	75 Lbs/34 kgs

NOTES:

1. Rated output power is based on a combination of nominal output voltage, rated current and load power factor. Values stated represent the maximum capabilities of a given model. Consult factory for assistance in determining specific unit capabilities as they might apply to your application.
2. Unit is operable as single phase with dual range capability or as a three phase. Output voltage range and 1/3 conversions are selected by front panel or bus commands.
3. Vmax is output voltage with nominal input and full rated load applied.
4. Available current will vary with output voltage and power factor.

ASX Power Source Specifications (PF = 1.0, $V_{out} > 25\%$ F.S.)

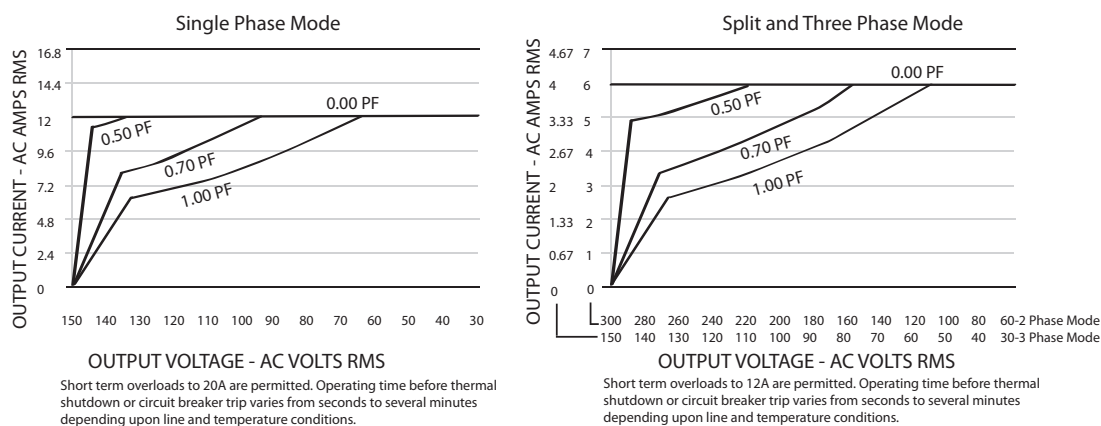
Output Frequency	Line Regulation	Load Regulation (Typ. 3 Phase)	Output Distortion	Ripple and Noise	Response Time
Full Power 15-1,200Hz Direct Coupled	0.1% max for a ±10% line change	3Ø direct coupled: 0.25% 15 to 400 Hz., 0.50% 400 to 1,200 Hz.	0.25% THD _{AVG} 15 to 200 Hz 1.25% THD _{AVG} 200 to 1,200 Hz	-66dB	60 µsec typical, 10-90% load step

Input Power Requirements (47-63 Hz)

Input Voltage	100V 1Ø ±10%	110V 1Ø ±10%	120V 1Ø ±10%	200V 1Ø ±10%	208V 1Ø ±10%	220V 1Ø ±10%	230V 1Ø ±10%	240V 1Ø ±10%
Input Current	22A _{rms}	20A _{rms}	18A _{rms}	11A _{rms}	10A _{rms}	10A _{rms}	9A _{rms}	9A _{rms}
Recommended Input service	25A	25A	25A	15A	15A	15A	15A	15A

Power Factor Rating Curves

Rated Continuous load current as a function of Power Factor and Output Voltage-Nominal Input Line



M99211 Transformer Option

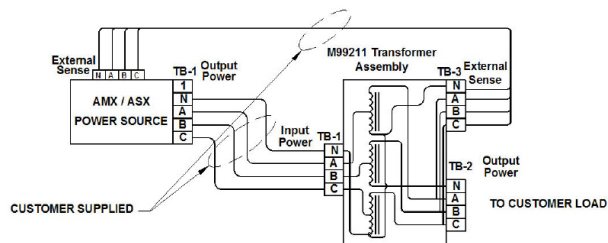
Rated Power (VA)	Output Ratio	Nominal Output Voltage (L-N/L-L)	Current A_{rms}/\emptyset	Load Regulation (Typical)	Dimensions	Weight
2000	1.5:1 2.0:1 2.5:1	187/325 250/433 312/540	3 2.25 1.8	Varies from 2 to 5% depending on ratio. Improves to less than 0.1% with external sense and CSC enabled	3U 5.25 x 19 x 23 133mm x 483mm x 584mm	70 Lbs 32 Kg

When combined with the 315ASX, the M99211 external Transformer assembly provides an additional 3Ø, high voltage, output range. Three high performance, multi-tapped, autotransformers are assembled in a 19" rack-mount chassis and are configured with either a 1.5, 2.0, 2.5:1 step-up ratio (specified at time of order).

Refer to the adjacent table for rated output voltages and currents when supplied with a nominal, 125 V/Ø input signal. Complete M99211 modification description available on request. Additional current/voltage ranges available, consult factory.



M99211 Transformer Assembly Rear View

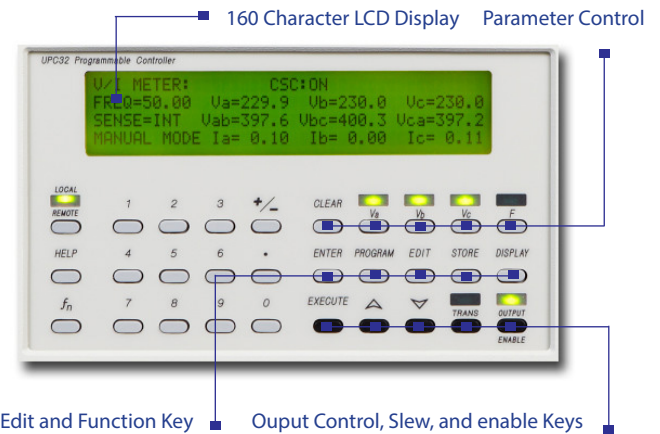


Total Control, Metering, and Analysis of AC Power - Simple, Intuitive Operation

The **UPC Controller** is a highly versatile one, two, or three phase oscillator/signal generator designed to control any of Pacific's AC Power Sources. Three controller models, UPC-3M, UPC-3, or UPC-32 are offered for use with the 315ASX.

Using the front panel keyboard and display, all controller models provide for selection of power source output mode, coupling, voltage, and frequency. Selecting the correct UPC controller for a given application varies with your test requirement, desired features, and price.

Both the **UPC-3 and UPC-32 Controllers** are available with either RS-232 or GPIB remote interface. Commands are structured in accordance with SCPI (Standard Commands for Programmable Instruments).



Controller Models

Features	UPC-3M	UPC-3	UPC-32
Output Modes	1Ø, 2Ø, & 3Ø	1Ø, 2Ø, & 3Ø	1Ø, 2Ø, & 3Ø
Waveform Library	Sine	Sine + 21 Editable	Sine + 15 Editable
Transient Functions	NO	YES, 50 Steps	YES, 99 Steps
Program Library	NO	99 Programs	99 Programs
Programmable Current Limit	YES	YES	YES
Programmable Current Protect	YES	YES	YES
Programmable Phase Angle	NO	YES, 0 to 359°	YES, 0 to 359°
CSC (Continuous Self-Calibration)	YES	YES	YES
Remote Interface	Std: NONE Opt: NONE	RS-232 GPIB	GPIB RS-232
Waveform Synthesis/Analysis	NO	OPTIONAL	OPTIONAL
Prog. Output Impedance	NO	OPTIONAL	OPTIONAL
Inrush Peak Detect	NO	OPTIONAL	NO
DRM Link-Synchronization	NO	NO	OPTIONAL
Line Synchronization	NO	NO	OPTIONAL

Output Control Specifications

	UPC-3M/UPC-3	UPC-32
Frequency	Range: 15-1,200Hz	20-5,000Hz ⁽¹⁾
	Resolution: 4 Significant Digits	
	Accuracy: ±0.01% of full scale	
Voltage	Range (l-n): 0 - 150/375	
	Resolution: 0.1V/ 0.5V	
	Accuracy: 0.5% of full scale (CSC Disabled) ±0.05% referenced to Internal Meter (CSC Enabled)	
Phase Angle	Range: 0 - 359°	
ØB and ØC relative to ØA	Resolution: ± 1°	
	Accuracy: 15.00 - 150Hz, ± 0.5° 15.00 - 300 Hz, ± 1° 15.00 - 600 Hz, ± 2° 15.00 - 1,200Hz, ± 3°	±0.5°
Current Limit	Range: 1Ø = 0 - 300 Apk	3Ø = 0 - 100 Apk
	Resolution: 0.05% F.S.	
	Accuracy: ±3% F.S.	±1% F.S.

(1) Full power output limited to 1,200 Hz in ASX models

External Inputs/Outputs


Analog Auxiliary Input	Each phase is algebraically summed with UPC waveform and amplified 25X to the direct coupled output. ±10Vpk (20Vpk-pk). One input per phase. $Z_{in} = 600 \Omega$
AM-Amplitude Modulation	±10 Vdc (20Vpk-pk) modulates the output voltage ±100% One input per phase. $Z_{in} = 600 \Omega$
Sync Outputs Zero Crossing	Positive Zero Crossing (0°) of Phase A analog output
Transient Trigger	Pulse at the start of a transient event. (UPC-32 only)
Transient Pedestal	TTL True when a transient is in progress
Output Clock	UPC-3, TTL level pulse rate varies with output frequency UPC-32, TTL level 1024 x output frequency

Waveform Control


Waveform Synthesis (/HAS Option)	Creates waveform by entering magnitude as % of fundamental and specified phase angle for 2nd through the 51st harmonic
Waveform Analysis (/HAS Option)	Reports waveform harmonic content and phase angle relative to the fundamental for the 2nd through the 51st harmonic as Total, Odd, and Even harmonic distortion

Output Metering

	UPC-3M/UPC-3	UPC-32
Voltmeter	Range: 0-354 V-l-n, 708V-l-I	
True V_{rms} each phase	Resolution: 0.1 Vrms front panel, 0.001 Vrms via remote interface	
	Accuracy: ±0.2% F.S. plus Cal ref.	50-500Hz, ± 0.25% or rdg. ± 0.1% F.S. 20-5,000 Hz, ± 0.5% F.S.
Ammeter	Range: 1Ø = 60 Apk, 3Ø = 20Apk	
True A_{rms} and Apk each phase	Resolution: 0.01 Arms or peak front panel, 0.001 Arms via remote interface	
	Accuracy: ±0.2% F.S. plus Cal ref.	±0.25% of rdg. 50-500Hz, ± 0.1% F.S. 20-5,000 Hz, ± 0.5% F.S.
Power Meter	Range: 1Ø = 21,240/Ø (W or VA), 3Ø = 7,080/Ø (W or VA)	
True Watts and Volt-Amps each phase	Resolution: 1.0 Watt or VA to front panel, 0.001 W or VA via remote interface	
	Accuracy: ± 1% full range	±0.25% of rdg. plus 50-500Hz, ± 0.1% F.S. 20-5,000 Hz, ± 0.5% F.S.
Power Factor	Resolution: Calculated and displayed to three digits following the decimal point.	
Ratio: kW_{mtr}/kVA_{mtr}	Accuracy: ± 1% full range	
Crest Factor	Resolution: Calculated and displayed to three digits following the decimal point.	
Ratio: Apk/Arms	Accuracy: ± 1% full range	
Freq. Display	Range: 15.00 - 1,200 Hz	20.00-5,000Hz
	Resolution: 10.00-99.99 Hz, 0.01 Hz 100.0-999.9 Hz, 0.1 Hz 1,000-5,000 Hz, 1 Hz	
	Accuracy: ± 0.01% full range	



315ASX-UPC3 Power Source



315ASX-UPC3 Power Source

General/Environmental

Temperature:	Operating: 0° to 55° C Storage: -10° to 70° C
Humidity:	0 - 95%, Non-condensing
Cooling:	Front and side forced air intake (200 CFM) with rear exhaust. Automatic Fan Speed Control for low acoustic noise and extended fan life.
Altitude:	Operating: 6,500 Ft (1,981m) Storage: 40,000 Ft (12,192 m)
Heat Dissipation:	420BTU/ hr (Full kW Load)
Audible Noise:	Variable speed fans 65 dba Max @ 1 Meter
Agency Approvals:	Safety UL 61010 -1 EN 61010 -1 EMC EN 61326 -1

Protection and Safety

Hardware	Over-current, short circuit, over- temperature
Programmable Current Limit	A single RMS programmed, average responding, value provided for all phases. Limits current by reducing output voltage.
Programmable Current Protect	Allows the power source to operate in "constant voltage" mode, interrupting output when specified current protect limit is exceeded.

Mechanical Specifications

Height	315ASX: 3U (5.25", 133mm)
Depth	315ASX: 23" (584mm) (Approx. from front panel to the rear of chassis).
Weight	315ASX - 75lbs (34kg)
Mounting	Standard 19" rack (483mm). Cabinet options available.

Hardware Options

/M7073	Safety Interlock Normally Open Contacts
/M99413	Safety Interlock Normally Closed Contacts
M99211	2kVA, 3Ø, External Magnetics Module. Ordered as separate line item.
M99526	Input Current Soft Start Option
/MXXXXX	Other factory specified modifica-

Software/Firmware Options

/S	RS-232 Interface, 38.4 KBps (std UPC-3)
/G	GPIO Interface, IEEE-488.2, (std UPC-32)
/Prog-z	Programmable Output Impedance
/HAS	Harmonic Analysis and Synthesis
/IR	In-Rush Meter. Capture and view peak in-rush current values via front panel or remote interface (UPC-3 only).
Test MGR	UPC Test Manager License: Create, edit, and execute Test sequences and reports. Ordered as separate line
Test SEQ	Avionics test sequences; DO-160, ABD-0100, ABD-0100 (A350), Ordered as separate line item, Requires 'Test' Manager License.

Ordering Information

Model	Controller	Options	Input Voltage (V_{IN})
<input type="checkbox"/> 315ASX	<input type="checkbox"/> UPC3M <input type="checkbox"/> UPC3 <input type="checkbox"/> UPC32	See List Above	<input type="checkbox"/> 100V 1Ø ±10%, 47-63Hz <input type="checkbox"/> 110V 1Ø ±10%, 47-63Hz <input type="checkbox"/> 120V 1Ø ±10%, 47-63Hz <input type="checkbox"/> 200V 1Ø ±10%, 47-63Hz <input type="checkbox"/> 208V 1Ø ±10%, 47-63Hz <input type="checkbox"/> 220V 1Ø ±10%, 47-63Hz <input type="checkbox"/> 230V 1Ø ±10%, 47-63Hz <input type="checkbox"/> 240V 1Ø ±10%, 47-63Hz

Available Models

With Manual Controller

315ASX-UPC3M

With Programmable Controller

315ASX-UPC3

315ASX-UPC32



PACIFIC
POWER SOURCE

17692 Fitch, Irvine, CA 92614 USA

Phone: +1 949.251.1800

Fax: +1 949.756.0756

Toll Free: 800.854.2433

E-mail: sales@pacificpower.com

www.pacificpower.com

Order Example

315ASX-UPC3/G, V_{IN} = 230V, 1Ø

- 1.5 kVA, 3-Phase, AC Power Source with UPC-3 programmable controller.
- Optional GPIO Interface
- 230V-L-N, 1 Phase Input Voltage

Typical Delivery Items

- AC Power Source
- English Manuals (AC Source and Controller)
- UPC Studio Software - (Download)
- UPC Interactive LabVIEW™ Libraries (Download)
- Compliance Certificate with Test data
- CE Conformity Document (CE Models)

Available from



**CALTEST
Instruments Ltd**

Specialists in power
and instrumentation

Power sources and test instrumentation solutions

Caltest have been providing power sources and test instrumentation solutions for over 20 years and are proud to represent a number of industry leading manufacturers.

As well as supplying world class power sources and test instrumentation Caltest also has a service centre and UKAS calibration laboratory.

NEED HELP?

CALL US:

01483 302 700

**or visit our website for
more details**

Caltest Instruments Ltd
4 Riverside Business Centre
Walnut Tree Close
Guildford
Surrey GU1 4UG
United Kingdom

Tel: +44 (0) 1483 302 700

Fax: +44 (0) 1483 300 562

sales@caltest.co.uk

www.caltest.co.uk

Sales • Rentals • Service • UKAS Calibration

