



ZERA

MT551

Product Catalogue

Doc.No: 100352717
Version from: 01.01.2023

Device



MT551 Three Phase Current/Voltage Source
Inclusive adjustment for one mains frequency.

Ord.No. 101383001

MT551 is designed for generation of test voltage and test current for max. 1 test specimen.

Configuration:

- 3~ phase voltage generation up to 500 V (AC)
- 3~ phase current generation up to 120 A (AC)
- Easy user-guidance via touch screen

Factory Calibration for New Instrument



Factory Calibration for NEW MT551, 50 Hz
incl. ZERA calibration report.

Ord.No. 100519776

This article applies only for a purchase of new device.

Load points according to ZERA regulations.
Summary of used load points
can be downloaded at www.zera.de.

Additional load points are subject to charges.



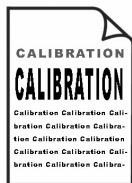
Factory Calibration for NEW MT551, 60 Hz
incl. ZERA calibration report.

Ord.No. 100519777

This article applies only for a purchase of new device.

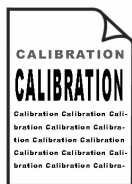
Load points according to ZERA regulations.
Summary of used load points
can be downloaded at www.zera.de.

Additional load points are subject to charges.



Factory Calibration
for instrument, each additional
load point for power and energy

Ord.No. 100007093



Factory Calibration
for instrument, each additional
load point for current and/or voltage

Ord.No.	100007094
---------	-----------

DAkkS DKD-Calibration for Instrument



DAkkS DKD-Calibration for MT551, 50 Hz
incl. DKD-Calibration Certificate acc. IEC 17025

Ord.No.	100519660
---------	-----------

Load points according to ZERA regulations.
Summary of used load points
can be downloaded at www.zera.de.

Additional load points are subject to charges.

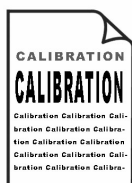


DAkkS DKD-Calibration for MT551, 60 Hz
incl. DKD-Calibration Certificate acc. IEC 17025

Ord.No.	100519661
---------	-----------

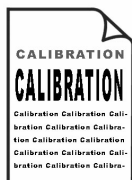
Load points according to ZERA regulations.
Summary of used load points
can be downloaded at www.zera.de.

Additional load points are subject to charges.



**DAkKS DKD-Calibration (acc. IEC 17025)
for instrument, each additional
load point for power and energy**

Ord.No.	100006893
---------	-----------



DAkKS DKD-Calibration (acc. IEC 17025)
for instrument, each additional
load point for current / voltage

Ord.No.	100006894
---------	-----------

Power Cords



Power cord "Class I grounded plug type E/F to IEC 60320 C13", 2.5 m

For supply via power socket.

- 1x class I grounded plug type E/F (CEE 7/7), straight
- 1x socket IEC 60320 C13

Ord.No.

M00481006



Power cord "Plug type B to IEC 60320 C13", 2.5 m

For supply via power socket.

- 1x plug type B
- 1x socket IEC 60320 C13

Ord.No.

X00006459



Power cord "Plug type I to IEC 60320 C13", 2.5 m

For supply via power socket.

- 1x plug type I (AS/NZS 3112, 3-pin)
- 1x socket IEC 60320 C13

Ord.No.

X00006460



Power cord "Plug type G (BS 1363) to IEC 60320 C13", 2.5 m

For supply via power socket.

- 1x Plug type G (BS 1363)
- 1x socket IEC 60320 C13

Ord.No.

X00009832



Power cord "Plug type D (BS 546) to IEC 60320 C13", 1.8 m

For supply via power socket.

- 1x Plug type D (BS 546)
- 1x socket IEC 60320 C13

Ord.No.

100929900




**Power cord "Plug type H"
to IEC 60320 C13", 1.8 m**

For supply via power socket.

- 1x Plug type H
- 1x socket IEC 60320 C13

Ord.No.

100929903



**Power cord with protective earth "stackable safety plug
to IEC 60320 C13", 2,5 m**


For supply via test voltage.

- 3x stackable, spring-loaded 4 mm plugs with rigid insulating sleeve (1x black, 1x blue, 1x yellow/green)
- 1x socket IEC 60320 C13

Ord.No.

100067609

Quick Connection Cable (see also Special Accessories)



**Quick connection cable for "current/rigid sleeve",
2.5 m, phase colours: red/yellow/blue (max. 24 A)**


for MT681, MT551, MT78x

To prevent connecting faults on the instrument's side.

- Instrument's side: 1x 6-pin connector with anti-twist safeguard.
- Mains side: 6x stackable, spring-loaded 4 mm plug with rigid insulating sleeve
 - 2x red, 2x yellow, 2x blue
- Cable cross-section: 2.5 qmm

Ord.No.

100023408




**Quick connection cable for "voltage/rigid sleeve" for
MT series, 2.5 m, phase colours: red/yellow/blue/black**

To prevent connecting faults on the instrument's side.

- Instrument's side: 1x 4-pin connector with anti-twist safeguard.
- Mains side: 4x stackable, spring-loaded 4 mm plug with rigid insulating sleeve - 1x red, 1x yellow, 1x blue, 1x black
- Cable cross-section: 2.5 qmm

Ord.No.

100023454



Quick connection cable “voltage/rigid sleeve” for source-instrument, MT series, 2.5 m, phase colours: red/yellow/blue/black


For the connection of source and reference standard if they are used as separate devices.

Cable length between the devices is 1.65 m.

- Reference standard's side :
 - 1x 4-pin connector with anti-twist safeguard.
 - 1x 4-pin connector (slim) without anti-twist safeguard.
- Mains side: 4x stackable, spring-loaded 4 mm plug with rigid insulating sleeve - 1x red, 1x yellow, 1x blue, 1x black
- Cable cross-section: 2.5 qmm

Ord.No.

100023456



Quick connection cable “current/rigid sleeve” for source MT551, MT series, 2.5 m, phase colours: red/yellow/blue -> max. 12A

For the connection of source and reference standard if they are used as separate devices.


Cable length between the devices is 1.65 m.

- Instrument's side:
 - 1x 6-pin connector with anti-twist safeguard.
 - 1x 6-pin connector, with anti-twist safeguard.
- Mains side: 6x stackable, spring-loaded 4 mm plugs with rigid insulating sleeve. 2x red, 2x yellow, 2x blue.
- Cable cross-section: 2.5 qmm

Ord.No.

101129501

Current and Voltage Cables (see also Special Accessories)



Laboratory cable with stackable plug, red, 2.0 m

Measurement category III (CAT III).

- 2x stackable 4 mm plugs with rigid insulating sleeve
- Lead cross section: 2.5 qmm

Ord.No.

X00007597



Laboratory cable with stackable plug, yellow, 2.0 m

Measurement category III (CAT III).

- 2x stackable 4 mm plugs with rigid insulating sleeve
- Lead cross section: 2.5 qmm

Ord.No.

X00006907

**Laboratory cable with stackable plug, blue, 2.0 m**

Measurement category III (CAT III).

- 2x stackable 4 mm plugs with rigid insulating sleeve
- Lead cross section: 2.5 qmm

Ord.No.

X00007598**Laboratory cable with stackable plug, black, 2.0 m**

Measurement category III (CAT III).

- 2x stackable 4 mm plugs with rigid insulating sleeve
- Lead cross section: 2.5 qmm

Ord.No.

X00006910**Current cable up to 120 A, on double-side socket, 2.0 m,**

- 2x 6 mm socket
- Lead cross section: 35 qmm
- Phase colours: Please specify the colour code when ordering. The cables will get a corresponding coloured marking.
21=black, 22=red, 23=blue, 24= yellow, 25=green, 26=violet, 27=brown, 28=grey, 29=white

Ord.No.

1011979xx

xx please select the colour

**Plug-in Adapter Pin 3 mm**

For meter connection via terminal, realised as brass silver plated.

The two sides of the pin has different diameters and functions.

- 1 Side 6 mm **pin for test leads**
- 1 Side 3 mm-**pin for meter terminals**

The 6 mm pin is special designed for ZERA 6 mm socket system used with current test leads.

Ord.No.

Z10120115

**Plug-in Adapter Pin 4,2 mm**

For meter connection via terminal, realised as brass silver plated.

The two sides of the pin has different diameters and functions.

- 1 Side 6 mm **pin for test leads**
- 1 Side 4,2 mm-**pin for meter terminals**

The 6 mm pin is special designed for ZERA 6 mm socket system used with current test leads.

Ord.No.

Z10120112**Plug-in Adapter Pin 5,5 mm**

For meter connection via terminal, realised as brass silver plated.

The two sides of the pin has different diameters and functions.

- 1 Side 6 mm **pin for test leads**
- 1 Side 5,5 mm-**pin for meter terminals**

The 6 mm pin is special designed for ZERA 6 mm socket system used with current test leads.

Ord.No.

Z10120108**Plug-in Adapter Pin 6 mm**

The adapter is realized in brass silver plated.

The two sides of the pin have the same dimensions (6 mm) and are special designed for ZERA 6 mm socket system used with current test leads and/or connection to modern ZERA meter test system (MTS).

Ord.No.

Z10120109**Plug-in Adapter cable lug 8,5 mm closed**

For current connection via screw terminals, realised as brass silver plated. The two sides of the pin has different connectors and functions.

- 1 Side 6 mm **pin for test leads**
- 1 Side 8,5 mm-**cable lug closed in for screw terminals**

The 6 mm pin is special designed for ZERA 6 mm socket system used with current test leads.

Ord.No.

100640906



Plug-in Adapter cable lug 10,5 mm closed

For current connection via screw terminals, realised as brass silver plated. The two sides of the pin has different connectors and functions.

- 1 Side 6 mm **pin for test leads**
- 1 Side 10,5 mm-**cable lug closed in for screw terminals**

The 6 mm pin is special designed for ZERA 6 mm socket system used with current test leads.

Ord.No. **100640907**




Current cable up to 120 A, double-side socket, 1.0 m, for connection between source and reference meter.

- 2x 6 mm socket
- Lead cross section: 35 qmm
- Phase colours: Please specify the colour code when ordering. The cables will get a corresponding coloured marking.
21=black, 22=red, 23=blue, 24= yellow, 25=green, 26=violet, 27=brown, 28=grey, 29=white

Ord.No. **1012006xx**

xx please select the colour

Software



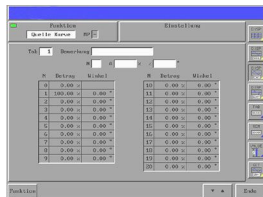
Software SSM3000 / MTVis

The software runs under Windows 7 or 10.

- SSM3000: For external control via PC.
- MTVis: To readout and display saved data.

The software can be downloaded at www.zera.de.

Ord.No. **100090720**



Software Option for Curve Definition

Software module for generation of harmonic signals:

- Voltage up to 40th
max. amplitude 40% from fundamental
- Current up to 40th
max. amplitude 40% from fundamental

The module included also defining of programmable wave forms in current and/or voltage line.

Ord.No. **100078840**

Connectors (see also Special Accessories)



Accessories bag with connection adapters

01 Accessories bag	100214400
03 Spring clip	100606750
04 4 mm plug adapter (banana plug)	X00004962
10 Adapter for terminal blocks	101584400
10 Connecting terminals for current	X00011923
03 4 mm test clips	X00009329
(crocodile clips), slim	
03 4 mm test clips	X00010059
(crocodile clips), wide	
10 Fuse, 5 A, 5 mm x 20 mm, semi time-lag	M00460136

Ord.No. **100023735**

Transport (see also Special Accessories)



Transport Case with wheels for MT3000[S] / MT3000[B] / MT3606[TS] / MT551

Ultra High Impact Copolymer Polypropylene case with inlet from rigid foam, designed for

- 1 Instrument
- Accessories

Overall dimensions: 62,2 cm x 49,2 cm x 35,5 cm (H x W x D)

Ord.No. **100023902**

Please clarify whether the case size is suitable for the ordered number of accessories.



Accessories bag

Nylon bag with inlet from rigid foam, designed for

- Test leads
- Scanning head
- Current clamps
- Etc.

Overall dimensions: 41 cm x 31 cm x 16 cm (H x W x D)

Ord.No. **100148209**

Please clarify whether the bag size is suitable for the ordered accessories.


Standard Accessories (see also Special Accessories)



USB-Stick

To store customer data and measuring values. Provides easy data transfer from the instrument to the PC.

Ord.No. **101198310**



Interface cable, RS232, crossed wired (null modem cable)

Connection cable

- 2x D-Sub socket, 9-pin
- Cable length: 3.00 m

Ord.No.

X00010844

Coaxial cable with BNC plug, 2 m

- 2x BNC plug

Ord.No.

Z09548320

Display protection cover MT3204

To protect the MT3000/MT551 display module against mechanical impact during transportation of the unit without carrying case.

Ord.No.

Z10342400

Documentation



Complete documentation as pdf files on USB Stick

Ord.No.

100090716

Special Accessories



Power cord with protective earth "stackable safety plug to IEC 60320 C13", 2,5 m

For supply via test voltage.

- 3x stackable, spring-loaded 4 mm plugs with rigid insulating sleeve (1x brown, 1x blue, 1x yellow/green)
- 1x socket IEC 60320 C13

Ord.No.

100067610



Power cord with protective earth "stackable safety plug to IEC 60320 C13", 2,5 m


For supply via test voltage.

- 3x stackable, spring-loaded 4 mm plugs with rigid insulating sleeve (1x red, 1x black, 1x yellow/green)
- 1x socket IEC 60320 C13

Ord.No.

100067611

Special Accessories (Quick Connection Cable)




Quick Acting Connection Cable for Current / 24A

The Quick connection cable set consists of a fixed detachable block for the MT system and 4mm safety plugs for the connection at the unit under test. **(brown, black, red)**

Ord.No.

100023409




Quick connection cable "voltage/rigid sleeve" for MT series, 2.5 m, phase colours: brown/black/red/blue

To prevent connecting faults on the instrument's side.

- Instrument's side: 1x 4-pin connector with anti-twist safeguard.
- Mains side: 4x stackable, spring-loaded 4 mm plug with rigid insulating sleeve - 1x brown, 1x black, 1x red, 1x blue
- Cable cross-section: 2.5 qmm

Ord.No.

100023410



Quick connection cable for "current/rigid sleeve", 2.5 m

phase colours: yellow/green/violet (max. 24 A)

for MT68x, MT551, MT78x

To prevent connecting faults on the instrument's side.

- Instrument's side: 1x 6-pin connector with anti-twist safeguard.
- Mains side: 6x stackable, spring-loaded 4 mm plug with rigid insulating sleeve - 2x yellow, 2x green, 2x violet
- Cable cross-section: 2.5 qmm

Ord.No.

100023424



Quick connection cable for “voltage/rigid sleeve” for MT series, 2.5 m, phase colours: yellow/green/violet/black

To prevent connecting faults on the instrument's side.

- Instrument's side: 1x 4-pin connector with anti-twist safeguard.
- Mains side: 4x stackable, spring-loaded 4 mm plug with rigid insulating sleeve - 1x yellow, 1x green, 1x violet, 1x black
- Cable cross-section: 2.5 qmm

Ord.No. **100023418**




Quick connection cable “voltage/rigid sleeve” for source-instrument, MT series, 2.5 m, phase colours: yellow/green/violet/black

For the connection of source and reference standard. Cable length between the devices is 1.65 m.

- Instrument's side:
 - 1x 4-pin connector with anti-twist safeguard.
 - 1x 4-pin connector (slim) without anti-twist safeguard.
- Mains side: 4x stackable, spring-loaded 4 mm plug with rigid insulating sleeve - 1x yellow, 1x green, 1x violet, 1x black
- Cable cross-section: 2.5 qmm

Ord.No. **100023462**




Quick connection cable “voltage/rigid sleeve” for source-instrument, MT series, 2.5 m, phase colours: black/brown/red/blue

For the connection of source and reference standard. Cable length between the devices is 1.65 m.

- Instrument's side:
 - 1x 4-pin connector with anti-twist safeguard.
 - 1x 4-pin connector (slim) without anti-twist safeguard.
- Mains side: 4x stackable, spring-loaded 4 mm plug with rigid insulating sleeve - 1x black, 1x brown, 1x red, 1x blue
- Cable cross-section: 2.5 qmm

Ord.No. **100023478**




Quick connection cable “current/rigid sleeve” for source MT551, MT series, 2.5 m, phase colours: black/brown/grey

For the connection of source and reference standard if they are used as separate devices.

Cable length between the devices is 1.65 m.

- Instrument's side:
 - 1x 6-pin connector with anti-twist safeguard.
 - 1x 6-pin connector, sloped, with anti-twist safeguard.
- Mains side: 6x stackable, spring-loaded 4 mm plugs with rigid insulating sleeve. 2x black, 2x brown, 2x grey.
- Cable cross-section: 2.5 qmm

Ord.No. 100023496




Quick connection cable “current/rigid sleeve” for source-instrument, MT series, 2.5 m, phase colours: brown/black/white

For the connection of source and reference standard if they are used as separate devices.

Cable length between the devices is 1.65 m.

- Instrument's side:
 - 1x 6-pin connector with anti-twist safeguard.
 - 1x 6-pin connector, sloped, with anti-twist safeguard.
- Mains side: 6x stackable, spring-loaded 4 mm plugs with rigid insulating sleeve - 2x brown, 2x black, 2x white.
- Cable cross-section: 2.5 qmm

Ord.No. 100023485




Quick connection cable “voltage/rigid sleeve” for source-instrument, MT series, 2.5 m, phase colours: brown/black/white/blue

For the connection of source and reference standard if they are used as separate devices.

Cable length between the devices is 1.65 m.

- Reference standard's side :
 - 1x 4-pin connector with anti-twist safeguard.
 - 1x 4-pin connector (slim) without anti-twist safeguard.
- Mains side: 4x stackable, spring-loaded 4 mm plug with rigid insulating sleeve - 1x brown, 1x black, 1x white, 1x blue
- Cable cross-section: 2.5 qmm

Ord.No. 100023486




Quick connection cable “current/rigid sleeve” for source MT551, MT series, 2.5 m, phase colours: yellow/green/violet -> max. 12A

For the connection of source and reference standard if they are used as separate devices.

Cable length between the devices is 1.65 m.

- Instrument's side:
 - 1x 6-pin connector with anti-twist safeguard.
 - 1x 6-pin connector, with anti-twist safeguard.
- Mains side: 6x stackable, spring-loaded 4 mm plugs with rigid insulating sleeve. 2x yellow, 2x green, 2x violet.
- Cable cross-section: 2.5 qmm

Ord.No. **101129502**



Quick connection cable “current/rigid sleeve”, 12 A, 2.5 m

phase colours: brown/black/white

for MT681, MT78x

To prevent connecting faults on the instrument's side.

- Instrument's side: 1x 6-pin connector with anti-twist safeguard.
- Mains side: 6x stackable, spring-loaded 4 mm plugs with rigid insulating sleeve. 2x brown, 2x black, 2x white
- Cable cross-section: 2.5 qmm

Ord.No. **100023494**

Special Accessories (Current and Voltage Cables)



Laboratory cable with stackable plug, green, 2.0 m

Measurement category III (CAT III).

- 2x stackable 4 mm plugs with rigid insulating sleeve
- Lead cross section: 2.5 qmm

Ord.No. **X00006908**



Laboratory cable with stackable plug, violet, 2.0 m

Measurement category III (CAT III).

- 2x stackable 4 mm plugs with rigid insulating sleeve
- Lead cross section: 2.5 qmm

Ord.No. **X00006909**

**Laboratory cable with stackable plug, brown, 2.0 m**

Measurement category III (CAT III).

- 2x stackable 4 mm plugs with rigid insulating sleeve
- Lead cross section: 2.5 qmm

Ord.No.

100414100**Laboratory cable with stackable plug, grey, 2.0 m**

Measurement category III (CAT III).

- 2x stackable 4 mm plugs with rigid insulating sleeve
- Lead cross section: 2.5 qmm

Ord.No.

100739800**Laboratory cable with stackable plug, white, 2.0 m**

Measurement category III (CAT III).

- 2x stackable 4 mm plugs with rigid insulating sleeve
- Lead cross section: 2.5 qmm

Ord.No.

100662500

Special Accessories (Connectors)

**Connecting terminals for current**

- Isolating screw joint for flexible wire connection
max cable size 1,5 ... 16 mm²
- Socket: 4 mm rigid socket in insulator accepting
spring-loaded 4 mm plugs with rigid insulating sleeve.

Ord.No.

X00011923**Adapter for terminal blocks**

- Connection via insulated flexible copper conductor.
- Socket: 4 mm rigid socket in insulator, made of brass,
accepting spring-loaded 4 mm plugs with rigid insulating
sleeve.

Ord.No.

X00004961

**4 mm plug adapter (banana plug)**

- Plug: 4 mm spring-loaded plug, made of brass.
- Socket: 4 mm rigid socket in insulator accepting spring-loaded 4 mm plugs with rigid insulating sleeve.

Ord.No. **X00004962****4 mm cable lug adapters**

- Cable lug adapter, made of brass for permanent installation, e. g. for connecting screw terminals.
- Socket: 4 mm rigid socket in insulator accepting spring-loaded 4 mm plugs with rigid insulating sleeve.

Ord.No. **X00004963****Spring clip**

- Connection via spring clip.
- Socket: spring-loaded 4 mm plugs with rigid insulating sleeve.

Ord.No. **100606750****Test plugs for terminal blocks**

- Plug: 4 mm test plug, made of brass with spring-loaded plug for connecting into rail mounted terminals with 4 mm sockets.
- Socket: 4 mm rigid socket in insulator accepting spring-loaded 4 mm plugs with rigid insulating sleeve.

Ord.No. **100102400****4 mm test clips (crocodile clips), wide**

- Crocodile clip made of brass with all-round insulation. Toothed jaws for wide grip with surface for fine wire.
- Socket: 4 mm rigid socket in insulator accepting spring-loaded 4 mm plugs with rigid insulating sleeve.

Ord.No. **X00010059**

**4 mm test clips (crocodile clips), slim**

- Small, slim crocodile clip made of brass with all-round insulation. Toothed jaws for wide grip with surface for fine wire.
- 4 mm rigid socket in insulator accepting spring-loaded 4 mm plugs with rigid insulating sleeve.

Ord.No. **X00009329****Accessories bag without content**

DIN A6, material: polypropylene

Ord.No. **100214400****Fuse, 5 A, 5 mm x 20 mm, semi time-lag**Ord.No. **M00460136****Special Accessories (General)****USB2.0 connection cable, 1.5 m, A to B**Ord.No. **X00011922****Adapter "USB to RS232" (32/64 bit), 1.5 m**

For use with an external PC/Notebook (32/64 bit) with WINDOWS OS (7, 8, 10).

Ord.No. **101421801**

Readjustment (only for Service)



Adjustment of MT551

Ord.No. 100033893

Note: Calibration and Calibration report are not included.

Factory Calibration (only for Service)



,Factory Calibration for MT551, 50 Hz
incl. ZERA calibration report.

Ord.No. 100519778

Load points according to ZERA regulations.
Summary of used load points
can be downloaded at www.zera.de.

Additional load points are subject to charges.

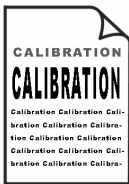


Factory Calibration for MT551, 60 Hz
incl. ZERA calibration report.

Ord.No. 100519779

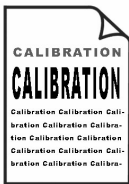
Load points according to ZERA regulations.
Summary of used load points
can be downloaded at www.zera.de.

Additional load points are subject to charges.



Factory Calibration
for instrument, each additional
load point for power and energy

Ord.No. 100007093



Factory Calibration
for instrument, each additional
load point for current and/or voltage

Ord.No. 100007094

ZERA GmbH
Humboldtstrasse 2a
D-53639 Koenigswinter
Phone: +49 (0)2244 9277-0
E-Mail: zera@zera.de
Internet: www.zera.de
Managing Director: Horst Wächter
Headquarter: Königswinter

Commerzbank Bonn
IBAN: DE29 3804 0007 0113 3131 00
SWIFT (BIC): COBADEFF380

Kreissparkasse Köln
IBAN: DE15 3705 0299 0001 0784 92
SWIFT (BIC): COKSDE33

HRB 7073 Siegburg
VAT-IdNo. DE 218 515 479
WEEE-Reg.Nr. DE 53879641

Notes on using the product catalogue

When ordering, always state the order number.

Pictures can differ from original product.

We follow ZVEI terms of delivery, see on www.zera.de